

Parental Access to Satchel One Help Guide

Detailed parental help and videos are available at [Satcheone.com](https://www.satchelone.com).

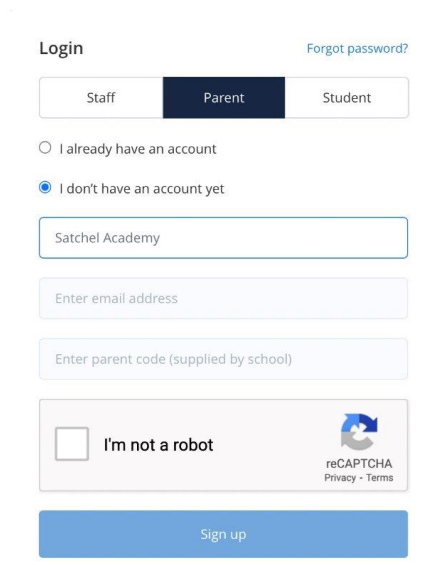
Download Satchel One app or go to website

<https://www.satchelone.com/login>

On the web browser

Step 1:

- Visit our [login page](#) and click the 'Parent' heading
- Choose 'I don't have an account yet'
- Search for your child's school by name or postcode
- Enter your email address (*please use an email address you have access to*)
- Enter your Parent Code
- Tick 'I'm not a robot' and complete any security tasks
- Click 'Sign up'



The screenshot shows the 'Login' page for Satchel One. At the top, there are three tabs: 'Staff', 'Parent' (which is selected), and 'Student'. Below the tabs, there are two radio buttons: 'I already have an account' (unselected) and 'I don't have an account yet' (selected). There are three input fields: 'Satchel Academy' (pre-filled), 'Enter email address', and 'Enter parent code (supplied by school)'. Below these fields is a reCAPTCHA section with a checkbox labeled 'I'm not a robot' and a reCAPTCHA logo. At the bottom, there is a blue 'Sign up' button.

Step 2:

Tick to confirm the following details:

Confirmation

- I confirm I am a parent or guardian of **Jim Justin** at and I have permission to view information about this student on Show My Homework.
- I certify that I have read and accepted the [terms and conditions](#), [privacy policy](#) and code of conduct.

Continue

Cancel

Step 3:

Please fill out your personal details.

You're almost there.

Please confirm your details. Make sure you use an active email address you have access to.

Title ▾	Enter forename
Enter surname	
demoparent@teamsatchel.com	
Confirm email address	
Enter password	👁
Confirm password	👁
<input type="button" value="Save"/>	

Step 4:

You will receive an automated email from noreply@teamsatchel.com asking you to verify your account.


For security reasons, you'll have limited access to your account until you complete the email verification process.

*⚠ Please note: if an account is not verified with 28 days of being created, it will automatically be **deleted**.*

Account settings

🏠 / Account settings

⚠ For security reasons, before you gain full access to the Satchel One application you must verify your email. A verification email has been sent to the address associated with this account. Please login using the link provided in the email to verify your account. In accordance with our GDPR policy, if this account is not verified within 28 days it will be deleted.

 **My details**
Update your personal details and contact information

First name	Last name
<input type="text" value="Genevieve"/>	<input type="text" value="Justin"/>
Email	Username
<input type="text" value="demoparent@teamsatchel.com"/>	<input type="text" value="genjustin"/>
<input type="button" value="Save"/>	<input type="button" value="Cancel"/>

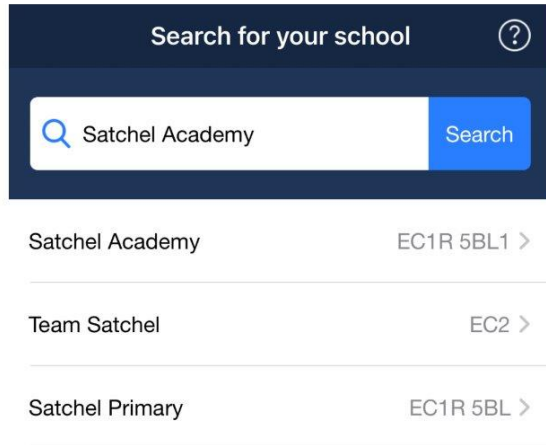
Please open the email you've received and follow the link; sign in on this specific login page with your newly created login details to gain full access to your account.

If you can't see the automated email, please check your junk / spam folder.

If you download the app

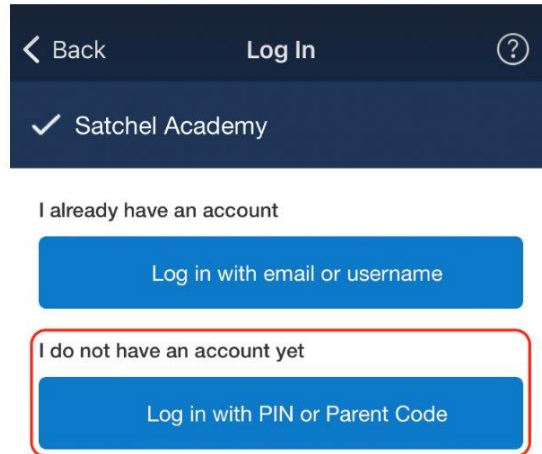
Step 1:

Search for and select your child's school
(you can search by name or postcode).



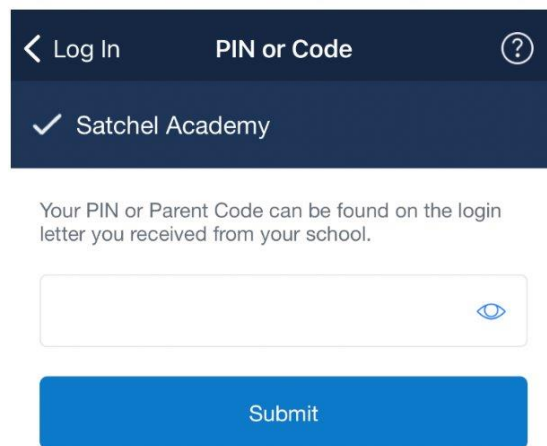
Step 2:

Tap 'Log in with a PIN or Parent Code'.



Step 3:

Enter the Parent Code you received from
the school or your child.



Lost access to an existing account?
[Reset your password](#)

Step 4:

Confirm that you are linking to the
correct child / accept the T&Cs.

